

How to Amalgamate Clubs and their Liquor Licences

Part One.

Amalgamation of Incorporated Associations

Where two or more incorporated associations propose to amalgamate, members of each association must organise separate meetings.

These meetings must be held to pass a special resolution approving the amalgamation between associations.

If members of each association approve the amalgamation, the associations can then apply.

The name of the amalgamated association can be the same name as one of the existing associations. It can also be a new name.

This is an online application, which should be completed by the Public Officers of each Association. It must be lodged to Consumer and Business Services along with the fee (\$239 as at 2023-24 period).

You will need to supply documents marked appropriately:

- copy of the special resolution passed by association 1 supporting the amalgamation.
- copy of the special resolution passed by association 2 supporting the amalgamation
- copy of the new rules of the association proposed to be formed by the amalgamation.
- copy of any documents related to a trust, if applicable.

Further information from CBS is available [HERE](#).

Once the process is complete, the old associations are taken to be closed and the new amalgamated association:

- becomes the registered entity
- takes on the liabilities of each association
- takes on the assets of each association
- takes on the rights and responsibilities of each association
- takes on any pending proceedings against any of the associations.

The members of each association then become members of the new amalgamated association.

Part Two.

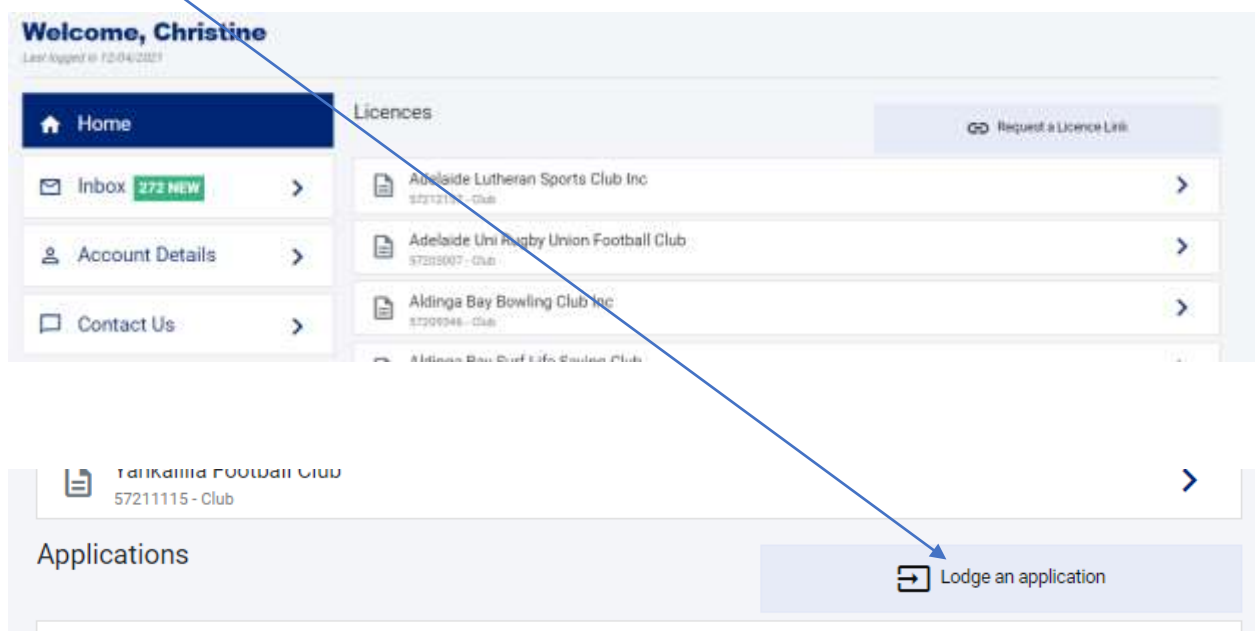
Amalgamation of Club Liquor Licences

Log in to your LGO account

[HERE](#)



Select **Lodge an application** from your Home page.

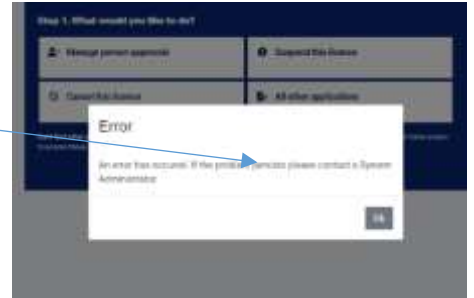


HINT Do not select your Licence first as the *Lodge an application* button will then offer different options

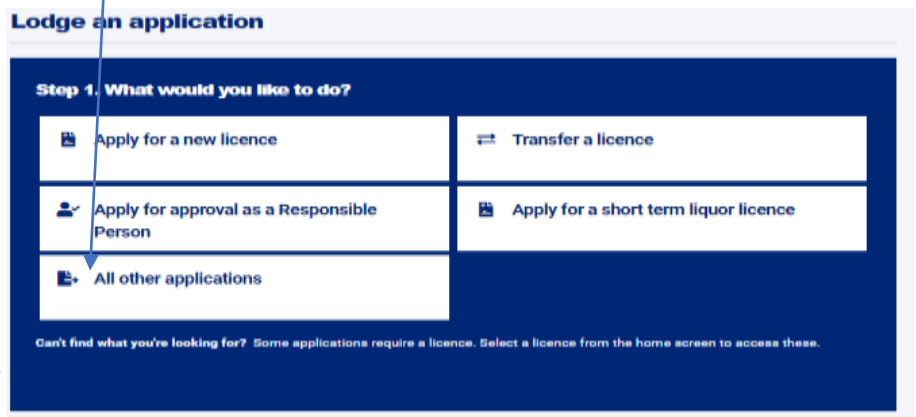
HINT Be aware that an “Error” message frequently pops up.

Click OK and it should work

Also, it can take considerable time for LGO pages to load



Select **All other applications**



Select **Amalgamation of club**



Start Application

Amalgamation of club licences

Before you begin

When to use this form

If two or more individual clubs amalgamate, their licences can be merged into one.

The amalgamating bodies can choose which premises the newly amalgamated club licence will operate from.

If one of the clubs has a gaming machine licence, and the newly amalgamated body wishes to continue to host the gaming machine licence, the replacement licence holder can only be issued by the premises that holds the gaming machine licence.

Applications of this type may require you to lodge a Community Impact Statement. For information visit here

[Start application](#)

Complete the form – 7 pages in total (8 pages if licensed for Gaming also)

Amalgamation of club licences

Contact details

Step 1 of 7

✖ Contact person

* Title

* Club name

* Postal code

* Physical contact number

* Email

✖ Postal address

1. Contact details
2. Clubs to be amalgamated
3. New licence details
4. New association details
5. Committee members

NB. PIDs will not be required unless one of the Clubs has gaming, in which case all committee members will be required to complete a personal information declaration (PID) which will be emailed separately to each committee member.

6. Gaming details

NB. This page will only appear if one of the Clubs amalgamating has gaming

7. Supporting documents. You will need to Upload your **Certificate of amalgamation** and **New association constitution** at this step.

8. Declaration.

Pay fee (\$150 for 2023-24 period) and Submit.

You will receive an email acknowledging Receipt of application, which can also be viewed via your LGO account.